

Investment Monthly

Ensure enough duration as bond yields look attractive

November 2023



The material contained in this document is for general education information purposes only and is neither intended as, nor does it constitute, advice or a recommendation to buy or sell investments, as defined by the US Securities and Exchange Commission. For individualized tailored recommendations based on your needs or objectives, please contact your financial professional directly for more information.

Investments, annuity and insurance products

<p>ARE NOT A BANK DEPOSIT OR OBLIGATION OF THE BANK OR ANY OF ITS AFFILIATES</p>	<p>ARE NOT FDIC INSURED</p>	<p>ARE NOT INSURED BY ANY FEDERAL GOVERNMENT AGENCY</p>	<p>ARE NOT GUARANTEED BY THE BANK OR ANY OF ITS AFFILIATES</p>	<p>MAY LOSE VALUE</p>
---	--	--	---	----------------------------------

Investment Monthly

Ensure enough duration as bond yields look attractive

November 2023



Key takeaways

- ◆ Stronger-than-expected US economic data and concerns about high bond supply have pushed up bond yields for longer maturities, resulting in a less inverted Treasury yield curve and a steeper slope for investment grade. We extend our DM government bond duration positioning to “medium-to-long” (7-10 years) and maintain a medium duration in investment grade (5-7 years).
- ◆ Strong economic growth, continued disinflation and margin expansion should keep US Q3 earnings on the upside and support US equities. We upgrade Global and US energy to overweight on potential oil price rallies amid rising geopolitical risks and low US oil inventories. In addition to energy, we remain overweight on IT, industrials, consumer discretionary, financials and healthcare.
- ◆ The Middle East crisis has triggered a flight to safe havens such as the USD, US Treasuries and gold. Oil prices have also moved higher. As volatility is likely to remain high, it’s important to stay diversified and focus on quality. Our preference includes US Treasuries, UK gilts, Indian sovereigns and investment grade for bonds, and US and Asia ex Japan (India and Indonesia) for equities, with a focus on companies with strong market positions and balance sheets.



Willem Sels
Global Chief Investment Officer,
HSBC Global Private Banking and
Wealth



Lucia Ku
Global Head of Wealth Insights
HSBC Wealth and Personal Banking

Asset class	6-month view	Comment
Global equities	▶	As the global equity markets continue to face short-term challenges, we focus on quality companies with strong balance sheets and low levels of net debt and prefer the US and Asia due to their stronger fundamentals.
Government bonds	▶	We take advantage of the surge in yields to extend our duration positioning across DM government bonds markets.
Investment grade (IG) corporate bonds	▲	We maintain our overweight position as spreads adequately compensate investors and prefer medium durations to lock in yields at high levels for longer.
High yield (HY) corporate bonds	▶	As global high yield bonds are more vulnerable to tightened financial conditions and global slowdown, we prefer investment grade over high yield bonds.
Gold	▶	We remain neutral because on the one hand, geopolitical risks should create demand, but on the other hand, the strong USD and high interest rates are obstacles to gold’s performance.

▲ “Overweight” implies a positive tilt towards the asset class, within the context of a well-diversified, typically multi-asset portfolio.

▼ “Underweight” implies a negative tilt towards the asset class, within the context of a well-diversified, typically multi-asset portfolio.

▶ “Neutral” implies neither a particularly negative nor a positive tilt towards the asset class, within the context of a well-diversified, typically multi-asset portfolio.

Icons: ↑ View on this asset class has been upgraded; ↓ View on this asset class has been downgraded.

Talking points

Each month, we discuss 3 key issues facing investors

1. What is the shape of the yield curve telling us?

- ◆ We believe the Fed is done with rate hikes because inflation has fallen significantly (3.7% y-o-y for September) and the tightened financial conditions driven by volatility in the markets have done some of the work for the Fed. The Middle East crisis also adds to the downside risks to US and global growth. We expect to see the first rate cut in Q3 2024.
- ◆ While the Fed outlook mainly affects short-dated bond yields, the stronger-than-expected US economic data and concerns about high bond supply due to excessive US budget deficits and the resulting funding needs have pushed up bond yields for longer maturities. The term premium (compensation for economic and policy uncertainty above the markets' best assessment of the long-term policy rate path) has increased, leading to a less inverted Treasury yield curve and a steeper slope for investment grade. Investors who hesitated to lock in yields for too long previously should now be more convinced to do so.
- ◆ The current high real yields are unsustainable in our view but provide a good entry point to investors. We prefer high quality bonds and take advantage of the surge in yields to increase our duration positioning across DM government bonds to "medium-to-long" (7-10 years), **favouring US Treasuries and UK gilts**. We maintain **overweight on investment grade bonds** for medium durations (5-7 years).

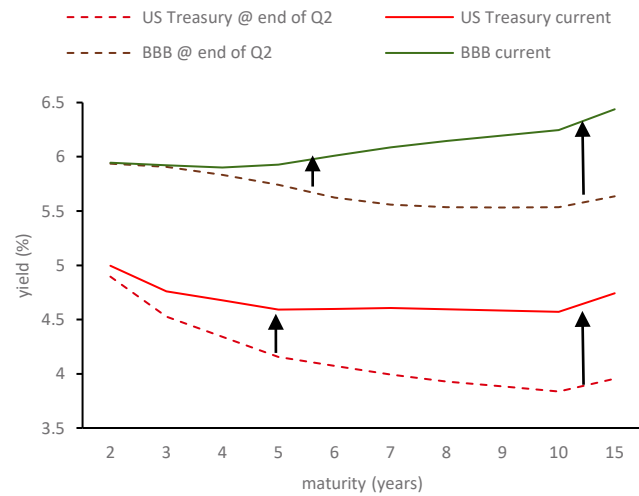
2. What should investors expect from the US earnings season?

- ◆ We think Q3 earnings in the US should surprise to the upside thanks to strong economic growth, continued disinflation and margin expansion. US banks have largely been beating expectations due to stronger-than-expected net interest income, loan growth, sales and trading activity and investment banking fees. The higher-for-longer policy rate environment is also positive for banks.
- ◆ Having said that, we are balanced between value and growth stocks to manage rate volatility. **We upgrade Global and US energy to overweight** because rising geopolitical risks and low US crude oil inventory levels should keep energy prices elevated in the short term.
- ◆ When the market fully prices in the soft-landing scenario and the prospects for lower market and policy rates next year, **we expect US equities to outperform and they remain our biggest equity overweight due to US economic resilience**. Sector-wise, our preference for technology, industrials, consumer discretionary, financials, energy and healthcare is well supported by fundamentals.

3. How should investors manage heightened geopolitical risks?

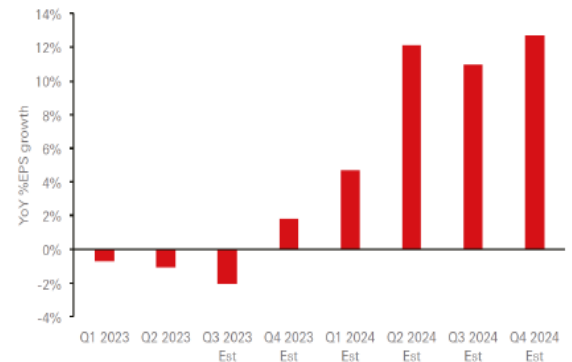
- ◆ The outbreak of the Middle East crisis has shocked the world and the event continues to evolve. Initially, there was a flight to safe havens such as the USD, US Treasuries and gold but we're seeing two-way volatility.
- ◆ During the Yom Kippur war of 1973, the OPEC oil embargo caused crude oil prices to rise from USD4/bbl to USD15/bbl before falling back to USD11/bbl, leading to a sharp fall in business confidence and economic activity. As calculated by the IMF, a 10% rise in crude oil prices typically leads to a 0.4% increase in inflation and a -0.15% reduction of growth forecasts. However, as the US is now less dependent on foreign oil, the market impact should be less than in 1973 unless the situation escalates.
- ◆ Nevertheless, volatility is likely to remain high and it's important to stay diversified and focus on quality. **Our preferences include US Treasuries, UK gilts, Indian sovereigns and investment grade for bonds, and US and Asia ex Japan (India and Indonesia) for equities**, with a focus on companies with strong market positions and balance sheets. We overweight the energy sector across regions on higher oil prices.

Chart 1: The Treasury yield curve is now much less inverted while the IG yield curve is upward sloping



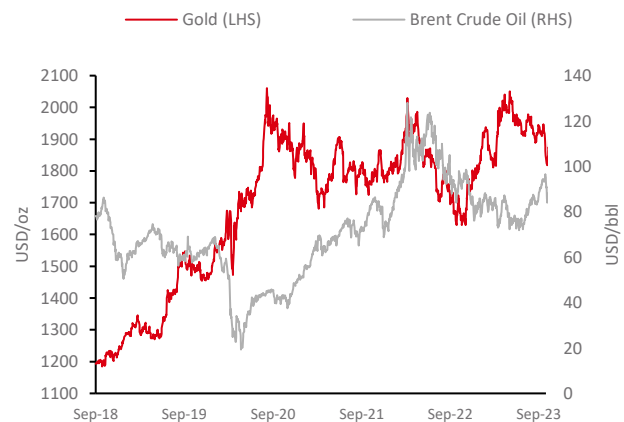
Source: Bloomberg, HSBC Global Private Banking as at 13 October 2023.

Chart 2: Improving soft-landing outlook supports rebound in US earnings expectations



Source: Bloomberg, HSBC Global Private Banking as at 10 October 2023. Past performance is not a reliable indicator of future performance.

Chart 3: Oil has moved up somewhat, together with gold



Source: Bloomberg, HSBC Global Private Banking as at 13 October 2023. Past performance is not a reliable indicator of future performance.

Asset Class Views

Our latest house view on various asset classes

Asset class	6-month view	Comment
Global equities		
Global	▶	As the global equity markets continue to face short-term challenges, we focus on quality companies with strong balance sheets and low levels of net debt and prefer the US and Asia due to their stronger fundamentals.
United States	▲	US earnings should benefit from the resilient economy, expected rate cuts in 2024 and continued disinflation. We still have a mild cyclical exposure but upgrade the energy sector to manage geopolitical and low oil inventory risks.
United Kingdom	▶	The UK stock market is relatively cheap and its energy sector provides support but sticky inflation remains headwinds for growth.
Europe	▼	Sticky inflation, high reliance on energy imports and high exposure to China are obstacles for European stocks.
Japan	▶	While cyclical indicators are supportive, positioning is elevated and high oil price is a challenge.
Emerging Markets (EM)	▶	We expect to see the strongest growth from Asia and the fastest pace of rate cuts in Latin American given their high level of real rates.
EM EMEA	▼	The region is impacted by high energy prices and weak growth in Europe. Turkey looks relatively attractive on improved macroeconomics and attractive valuations.
EM LatAm	▲	Local rate cuts and the re-industrialisation of North America are positives.
Asia ex Japan equities		
Asia ex-Japan	▲	Asia remains attractive because of its improving fundamentals, domestic momentum and less inflationary pressure. We prefer India and Indonesia in particular and become less positive on Thai equities due to political and growth concerns.
Mainland China	▶	We expect to see more policy support in areas of manufacturing upgrade, tech innovation and green development. Retail sales continue to stay strong but the ongoing property stress remains a drag.
India	▲	We remain bullish on India's strong structural and cyclical growth prospects, favourable demographics, potential monetary easing and a stable currency outlook.
Hong Kong	▶	Overall valuations are reasonable but the sentiment of the housing market remains weak. We see opportunities in the service consumption and insurance sectors.
Singapore	▶	Despite ongoing weakness in the global electronics cycle, trade stabilisation and the recovery in the travel and consumer-related sectors should provide some support.
South Korea	▶	Weak global demand for consumer electronics and the slow recovery in global smartphones remain headwinds.
Taiwan	▶	Despite weak global demand and elevated inventory levels, the equity market is supported by the AI related themes.
Government bonds		
Developed markets (DM)	▶	We take advantage of the surge in yields to extend our duration positioning across DM government bonds markets.
United States	▲	The current yield levels are attractive. As we think the surge in yields is too steep to be sustained, we extend our duration target to a medium-to-long stance.
United Kingdom	▲	We remain positive on gilts for a medium-to-long duration due to attractive valuations and the safe-haven demand.
Eurozone	▶	We extend our duration preference to "medium-to-long" to lock in the current yield levels for longer.
Japan	▼	We find Japanese government bonds unattractive given the potential end of the negative interest rate policy.
Emerging Markets (Local currency)	▶	Select opportunities exist as some countries cut rates but much is priced in. We are bullish on Indian bonds because of their inclusion in a global index and attractive yields.
Emerging Markets (Hard currency)	▶	Amid higher Treasury volatility, we still find yield but remain selective.
Corporate bonds		
Global investment grade (IG)	▲	We maintain our overweight position as spreads adequately compensate investors and prefer medium durations to lock in yields at high levels for longer.
USD investment grade (IG)	▲	We remain overweight on USD investment grade which offers attractive yields on an absolute basis.
EUR and GBP investment grade (IG)	▲	With rates plateauing, we continue to favour investment grade bonds and lock in current attractive yields.
Asia investment grade (IG)	▲	We favour Asian quality credit to capture attractive carry opportunities by locking in bond yields at decade highs and prefer Indian IGs, Indonesian quasi-sovereign IGs, South Korean issuers and select banks and insurers in Asia.
Global high-yield (HY)	▶	As global high yield bonds are more vulnerable to tightened financial conditions and global slowdown, we prefer investment grade over high yield bonds.
US high-yield (HY)	▶	Tighter financial conditions weigh on company margins and increase the risk of defaults. We remain selective and prefer quality issuers with strong market positions and manageable debt.
EUR and GBP high-yield (HY)	▶	Weak earnings growth and rising defaults remain headwinds, which are not priced in credit spreads.
Asia high-yield (HY)	▶	We remain negative on China's property sector and expect default rate of Asian high yield bonds to stay elevated in 2024.
Commodities		
Gold	▶	We remain neutral because on the one hand, geopolitical risks should create demand, but on the other hand, the strong USD and high interest rates are obstacles to gold's performance.
Oil	▶	The geopolitical tensions and low inventory in the US could keep energy prices elevated in the short term, but a strong USD may limit the upward potential in prices.

Sector Views

Global and regional sector views based on a 6-month horizon

Sector	Global	US	Europe	Asia	Comment
Consumer Discretionary	▲	▲	▶↓	▲	Inflationary pressures have eased in many regions, but spending remains selective and somewhat subdued. US airlines have reported weakening demand after a strong summer, but other segments are holding up better. In Asia, consumer spending remains positive. We downgrade Europe on softening demand across luxury goods, travel, household appliances and automakers.
Financials	▲	▲	▶	▶	The sector is trading on attractive valuations and high interest rates are fuelling profits for the lenders. Although the interest rate cycle is close to peaking, higher rates are likely to persist. Regional banks face headwinds as mortgage and loan activity declines mainly due to higher interest rates. US financials are expected to benefit from improving fundamentals, low valuations, a pick-up in capital market activity triggering upgrades to revenue and earnings forecasts.
Industrials	▲	▲	▶	▶	After an optimistic start to the year, slowing economic growth, sticky inflation and the possibility that interest rates will remain elevated are weighing on sector sentiment. China's growth lacks momentum with demand for industrial goods remaining somewhat muted. Asian industrials continue to lag on a slower regional growth outlook and slower demand. In contrast, US industrials are gaining momentum as reshoring, fuelled by the US's Inflation Reduction Act (IRA) and Creating Helpful Incentives to Produce Semiconductors Act (CHIPS), is boosting activity.
Information Technology	▲	▲	▲	▲	Improving business and consumer sentiment is driving demand in certain sub-segments including digital, AI and automation. Fundamentals continue to improve with solid Q2 sales and earnings reported to date but cloud computing growth is showing signs of slowing from elevated levels.
Communications Services	▶	▶	▼	▲	Fundamentals remain positive, particularly in the US where earning growth is expected to be strong and valuations remain attractive even after a strong YTD performance. The outlook in Europe which is more focused on telecom services remains challenging. Asia offers a more attractive risk-return profile given the low valuations and stabilising regulatory environment.
Materials	▶	▶	▶	▶	Weak demand coupled with rising energy and feedstock prices remain major headwinds for base metals and chemicals producers. Unsurprisingly, sector valuations are depressed. Demand for commodities for electrification (EVs, tech and renewables) continues to be supportive in the medium term, but short-term issues are hurting demand.
Real Estate	▼	▼	▶	▼	The sector is challenged by rising interest rates and softening demand in many categories. In China, the sector is again entering a period of uncertainty. As a result, overall activity has declined with new build projects being delayed because of uncertain demand and spiralling costs.
Consumer Staples	▶	▶	▶	▲	Global and European consumer staples are experiencing a more challenging pricing environment, especially as cost pressures have receded. We expect lack-lustre results going forward following last year's above-inflation price rises, tough YoY comparables and rich valuations. We focus on quality stocks with strong brands and more resilient pricing power.
Energy	▲↑	▲↑	▲	▲↑	OPEC+ continues to tighten oil and gas supplies driving prices higher as concerns resurface ahead of winter in the northern hemisphere. Tactically, we upgrade the sector as geo-political tensions continue to rise. Valuations remain cheap relative to other sectors despite robust cash flow and stable high dividends.
Healthcare	▲↑	▲	▲↑	▼	New product launches, a less hostile pricing environment and the ebbing wave of major product patent expirations should help lift the sector after a period of underperformance. We upgrade European healthcare sector as the drop in sales post-COVID starts to recover, and new pharma products should lift sentiment and expectations. In Asia, valuations remain elevated, trading well above historical levels.
Utilities	▶	▼	▶↓	▶	European and US renewable energy companies are facing headwinds as rising costs are severely eroding expected returns and projects are facing long delays in grid connections. As a result, US's IRA and Europe's green initiatives have somewhat stalled. We downgrade European utilities to reflect this uncertain situation.

Important information

The contents of this document may not be reproduced or further distributed to any person or entity, whether in whole or in part, for any purpose. All non-authorized reproduction or use of this document will be the responsibility of the user and may lead to legal proceedings. The material contained in this document is for general education information purposes only and is neither intended as, nor does it constitute, advice or a recommendation to buy or sell investments, as defined by the US Securities and Exchange Commission. For individualized tailored recommendations based on your needs or objectives, please contact your financial professional directly for more information.

Some of the statements contained in this document may be considered forward looking statements which provide current expectations or forecasts of future events. Such forward looking statements are not guarantees of future performance or events and involve risks and uncertainties. Actual results may differ materially from those described in such forward-looking statements as a result of various factors. We do not undertake any obligation to update the forward-looking statements contained herein, or to update the reasons why actual results could differ from those projected in the forward-looking statements. This document has no contractual value and is not by any means intended as a solicitation, nor a recommendation for the purchase or sale of any financial instrument in any jurisdiction in which such an offer is not lawful. The views and opinions expressed herein are those of HSBC Global Asset Management Global Investment Strategy Unit and HSBC Securities (USA) Inc. at the time of preparation, and are subject to change at any time. These views may not necessarily indicate current portfolios' composition. Individual portfolios managed by HSBC Global Asset Management primarily reflect individual clients' objectives, risk preferences, time horizon, and market liquidity.

The value of investments and the income from them can go down as well as up and investors may not get back the amount originally invested. Past performance contained in this document is not a reliable indicator of future performance while any forecasts, projections and simulations contained herein should not be relied upon as an indication of future results. Where overseas investments are held the rate of currency exchange may cause the value of such investments to go down as well as up. Investments in emerging markets are by their nature higher risk and potentially more volatile than those inherent in some established markets. Economies in Emerging Markets generally are heavily dependent upon international trade and, accordingly, have been and may continue to be affected adversely by trade barriers, exchange controls, managed adjustments in relative currency values and other protectionist measures imposed or negotiated by the countries with which they trade. These economies also have been and may continue to be affected adversely by economic conditions in the countries in which they trade. Mutual fund investments are subject to market risks, read all related documents carefully. **Please consider the investment objectives, risks, charges and expenses carefully before investing. The prospectus, which contains this and other information, can be obtained by calling an HSBC Securities (USA) Inc. Financial Consultant or call 888-525-5757. Read it carefully before you invest.** Bonds are subject generally to interest rate, credit, liquidity and market risks. Investors should consider the investment objectives, risks and charges and expenses associated with bonds before investing. Further information about a bond is available in the issuer's official statement. The official statement should be read carefully before investing.

Investment, annuities, and variable life insurance products are offered by HSBC Securities (USA) Inc. ("HSI"), member NYSE/FINRA/SIPC. In California, HSI conducts insurance business as HSBC Securities Insurance Services. License #: **OE67746**. HSI is an affiliate of HSBC Bank USA, N.A. Whole life, universal life, term life, and other types of insurance are offered by HSBC Insurance Agency (USA) Inc., a wholly owned subsidiary of HSBC Bank USA, N.A. Products and services may vary by state and are not available in all states. California license #: **OD36843**. **Investments, Annuity and Insurance Products: Are not a deposit or other obligation of the bank or any of its affiliates; Not FDIC insured or insured by any federal government agency of the United States; Not guaranteed by the bank or any of its affiliates; and subject to investment risk, including possible loss of principal invested.**

All decisions regarding the tax implications of your investment(s) should be made in consultation with your independent tax advisor.

Environmental, Social and Governance ("ESG") Customer Disclosure

In broad terms "sustainable investments" include investment approaches or instruments which consider environmental, social, governance and/or other sustainability factors to varying degrees. Certain instruments we classify as sustainable may be in the process of changing to deliver improved sustainability outcomes.

There is no guarantee that sustainable investments will produce returns similar to those which don't consider these factors. Sustainable investments may diverge from traditional market benchmarks.

In addition, there is no standard definition of, or measurement criteria for, sustainable investments or the impact of sustainable investments. Sustainable investment and sustainability impact measurement criteria are (a) highly subjective and (b) may vary significantly across and within sectors.

HSBC may rely on measurement criteria devised and reported by third party providers or issuers. HSBC does not always conduct its own specific due diligence in relation to measurement criteria. There is no guarantee: (a) that the nature of the sustainability impact or measurement criteria of an investment will be aligned with any particular investor's sustainability goals; or (b) that the stated level or target level of sustainability impact will be achieved.

Sustainable investing is an evolving area and new regulatory frameworks are being developed which will affect how sustainable investments can be categorized or labelled. An investment which is considered to fulfil sustainable criteria today may not meet those criteria at some point in the future.